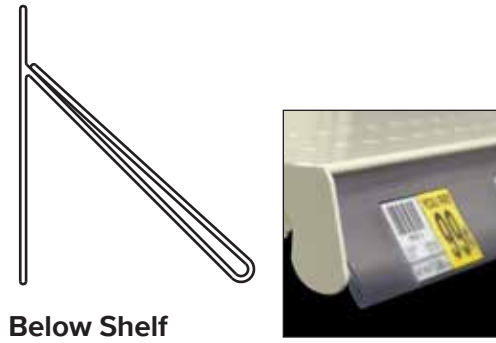


Above Shelf

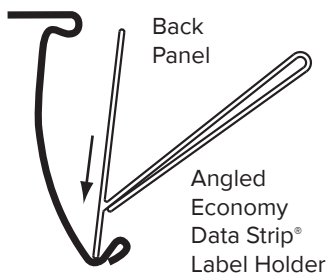


Below Shelf

The reversible angled design can be installed two different ways. UPC tags are easily viewable from either above or below shelf.

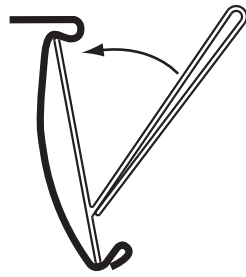
Above Shelf

Install this way for shelves that are high.




①

Insert bottom of back panel into bottom of shelf channel.



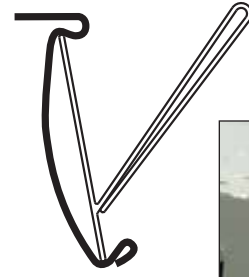
②

Rotate and snap top of back panel into shelf channel.



③

Open window and insert UPC tag.



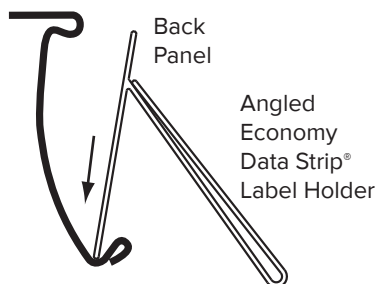
④

Installation is complete.



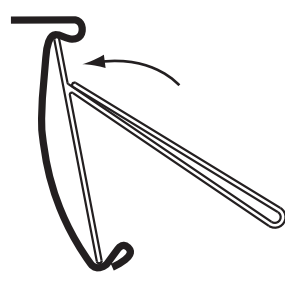
Below Shelf

Install this way for shelves that are low.



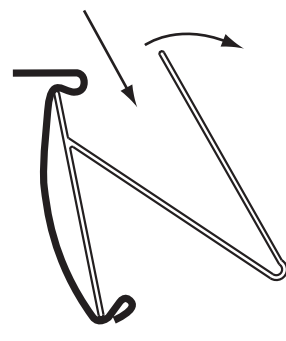
①

Insert bottom of back panel into bottom of shelf channel.



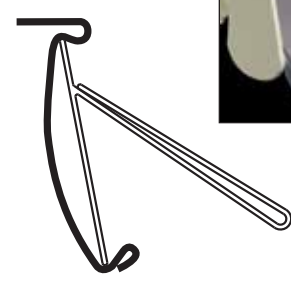
②

Rotate and snap top of back panel into shelf channel.



③

Open window and insert UPC tag.



④

Installation is complete.



20190522